

2023 annual report to the  
Community

# Burton Primary School



Burton Primary School number: 1844

Partnership: Orion



School principal:

Kaylem Short

Signature

Date of endorsement:

04/02/2024



# Context Statement

Burton Primary School caters for students from R-6. At the time of this report, the enrolment in 2023 is 436. Burton Primary School is classified as Category 4 on the Department for Education Index of Educational Disadvantage. At the time of this report, the school population includes 8% Aboriginal students, 7% students with disabilities, 24% students with English as an additional language or dialect (EALD) funded background, 1% children/young people in care. Further information about the school is available on the school's website (including its context statement), as well as the My School website.

## Governing Council Report

The Governing Council exist to provide direction and policy support to assist the Principal and enhance student learning through consultation with the wider community.

2023 started and continued as a normal school year, after the previous couple of years of COVID interruptions. It was great to see parents allowed back on site.

We reviewed many policies throughout the year which will be implemented throughout 2024.

School Values were at the top of the list and after consideration and upon reflection of feedback from students, staff and parents it was decided that Burton Primary School values would be: Respect, Responsibility, Inclusion, Collaboration and Excellence. These values will be on display around the school for all the community to see and for our students to reflect and work on in the future.

The school completed some great fundraising events this year including Billy G's cookie dough, a Christmas Raffle and for the first time, a Colour Fun run was organised which was truly embraced by the school community and clearly a favourite among Students and Staff. The Fun Run was a great success and further discussions will hopefully decide on another Fun run in 2024.

Our 2023 Sports day was another fun filled day and it was great to see so many families and friends enjoying the events. Thank you, Ben Williams, for another amazing day.

On closing I would like to extend our Congratulation to Michael Hosking on his retirement at the end of 2023, we thank him for his contribution to the school and Governing Council, we would like to wish him all the best on his retirement.

I would like extend a massive thankyou to the Governing Council Members for their time and support throughout the 2023 School year.

The Governing Council plays an important role within the school and needs new members. If you are interested in becoming a member, please pop into the office and have a chat.

It has again been a pleasure to work with all the staff and families of Burton Primary School throughout the school year. Looking forward to what 2024 may hold for Burton Primary School.

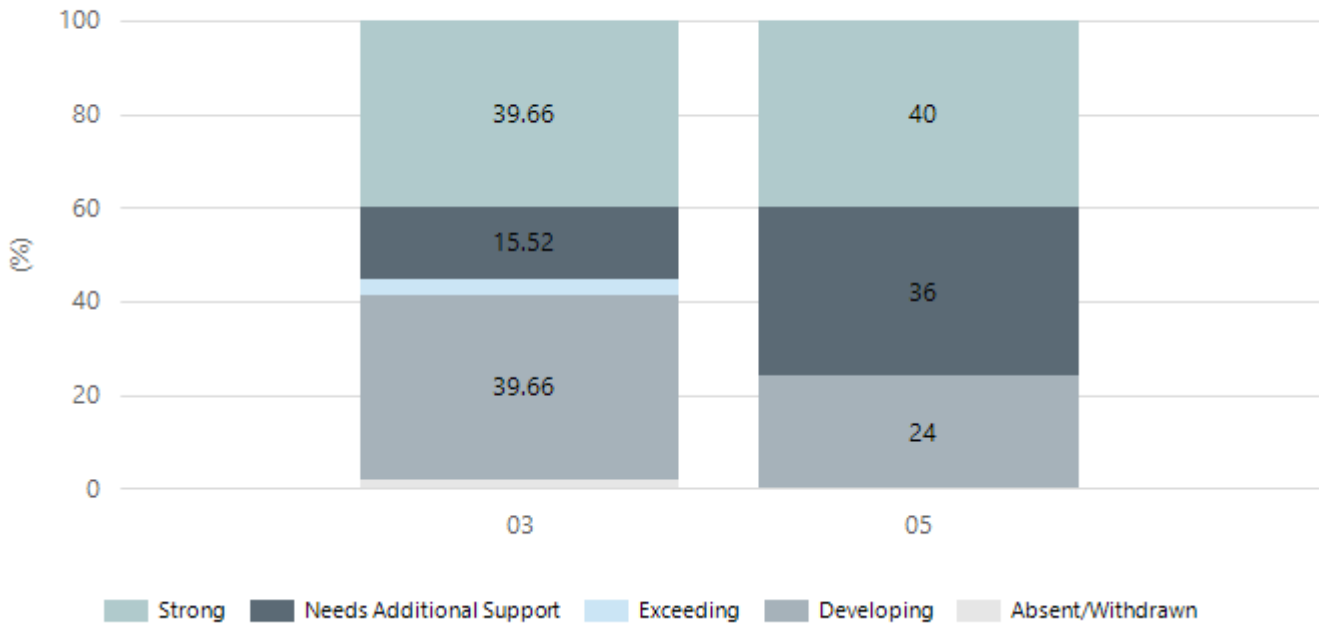
Cara Bristow  
Governing Council Chairperson

# Performance Summary

## NAPLAN Proficiency

In 2023, the Australian Curriculum, Assessment and Reporting Authority (ACARA) - a Commonwealth Independent statutory authority - announced changes to NAPLAN performance reporting. This new way of reporting by ACARA that NAPLAN results from 2023 will not be comparable to previous years. The new approach replaces the previous numerical NAPLAN bands and the national minimum standard.

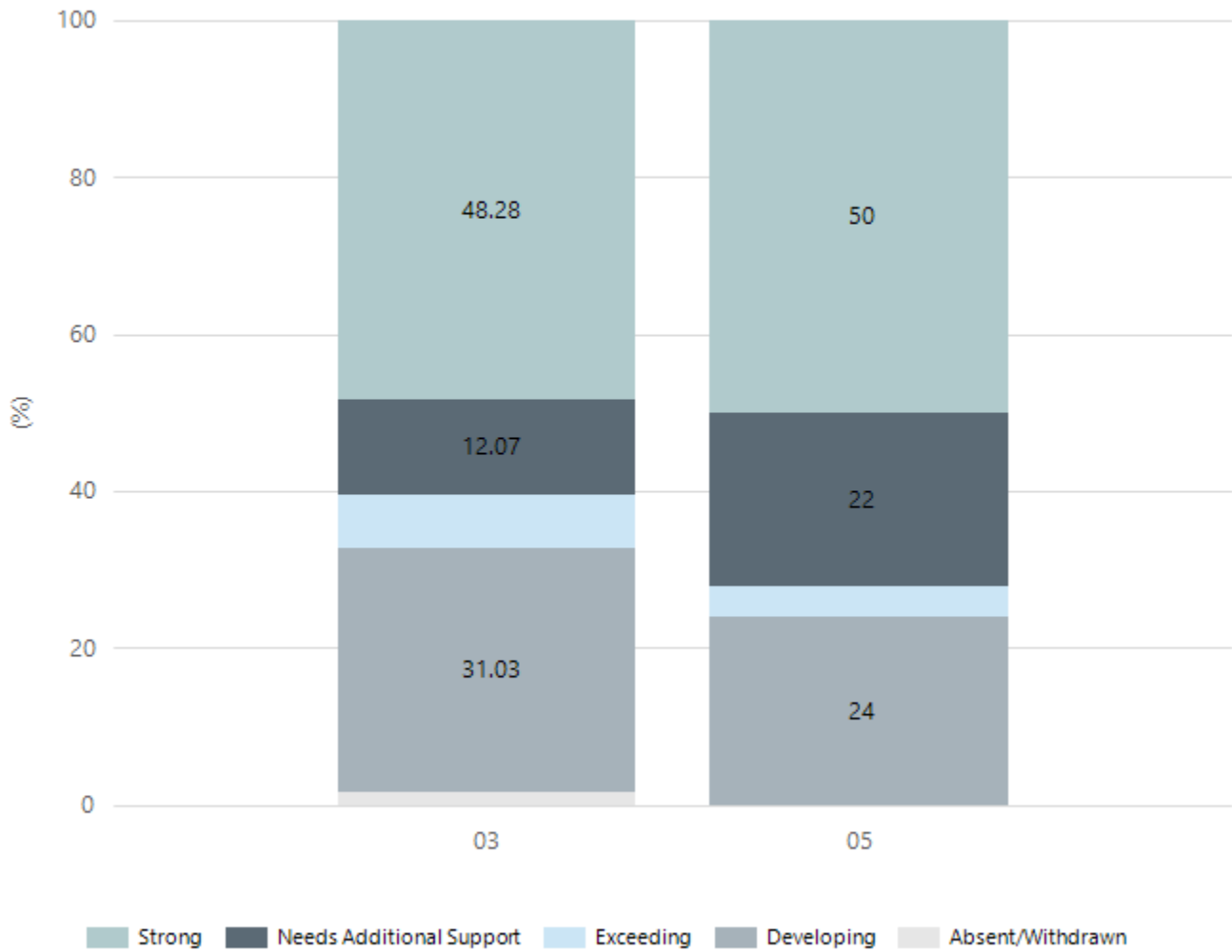
### Numeracy



Year Level	03	05
Exceeding	2	
Strong	23	20
Absent/Withdrawn	1	
Developing	23	12
Needs Additional Support	9	18
Total	58	50

Data Source: Department for Education Assessment Data Holdings, 2023. When there are less than six students in a cohort, no data is supplied.

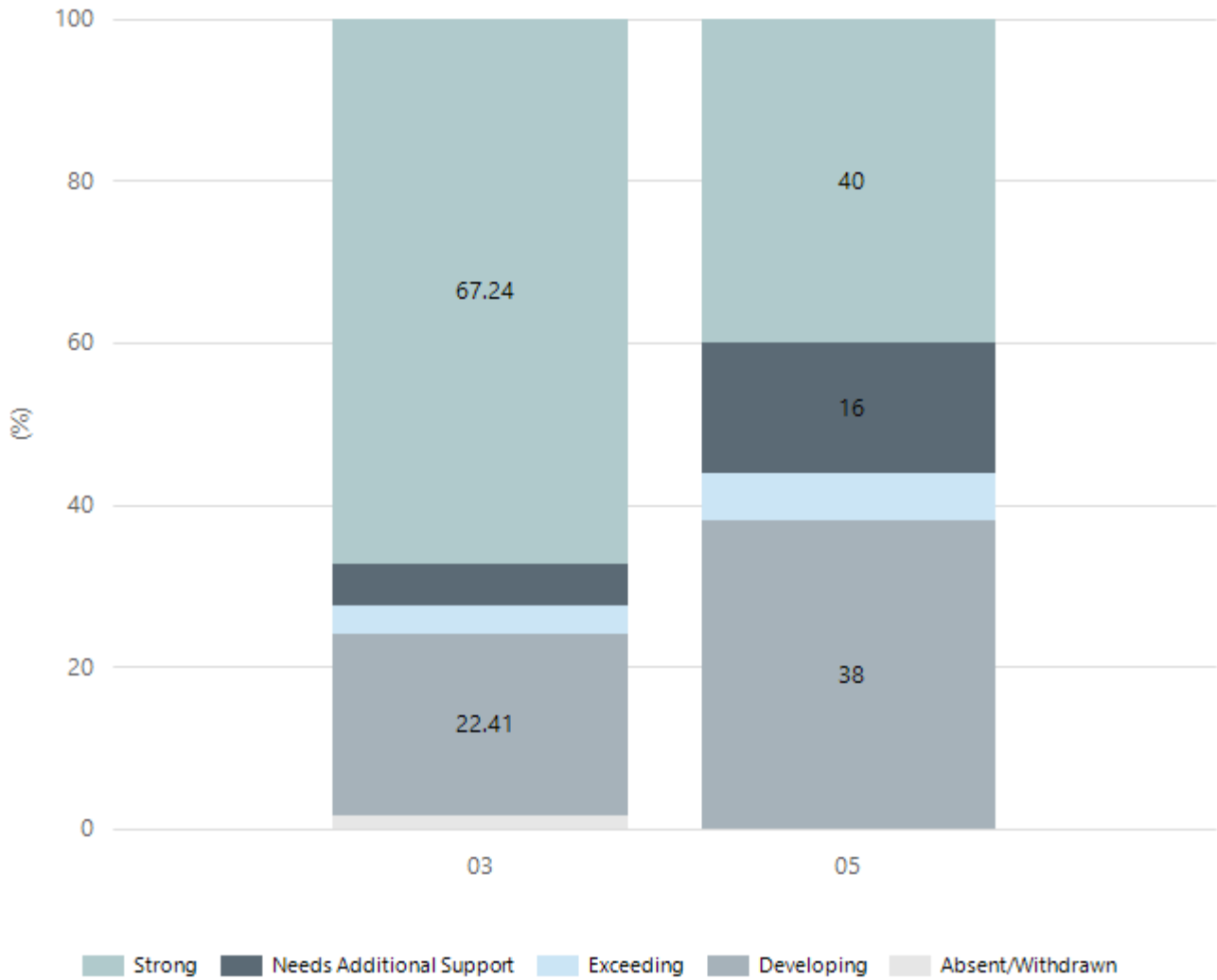
## Reading



Year Level	03	05
Strong	28	25
Absent/Withdrawn	1	
Exceeding	4	2
Developing	18	12
Needs Additional Support	7	11
Total	58	50

Data Source: Department for Education Assessment Data Holdings, 2023. When there are less than six students in a cohort, no data is supplied.

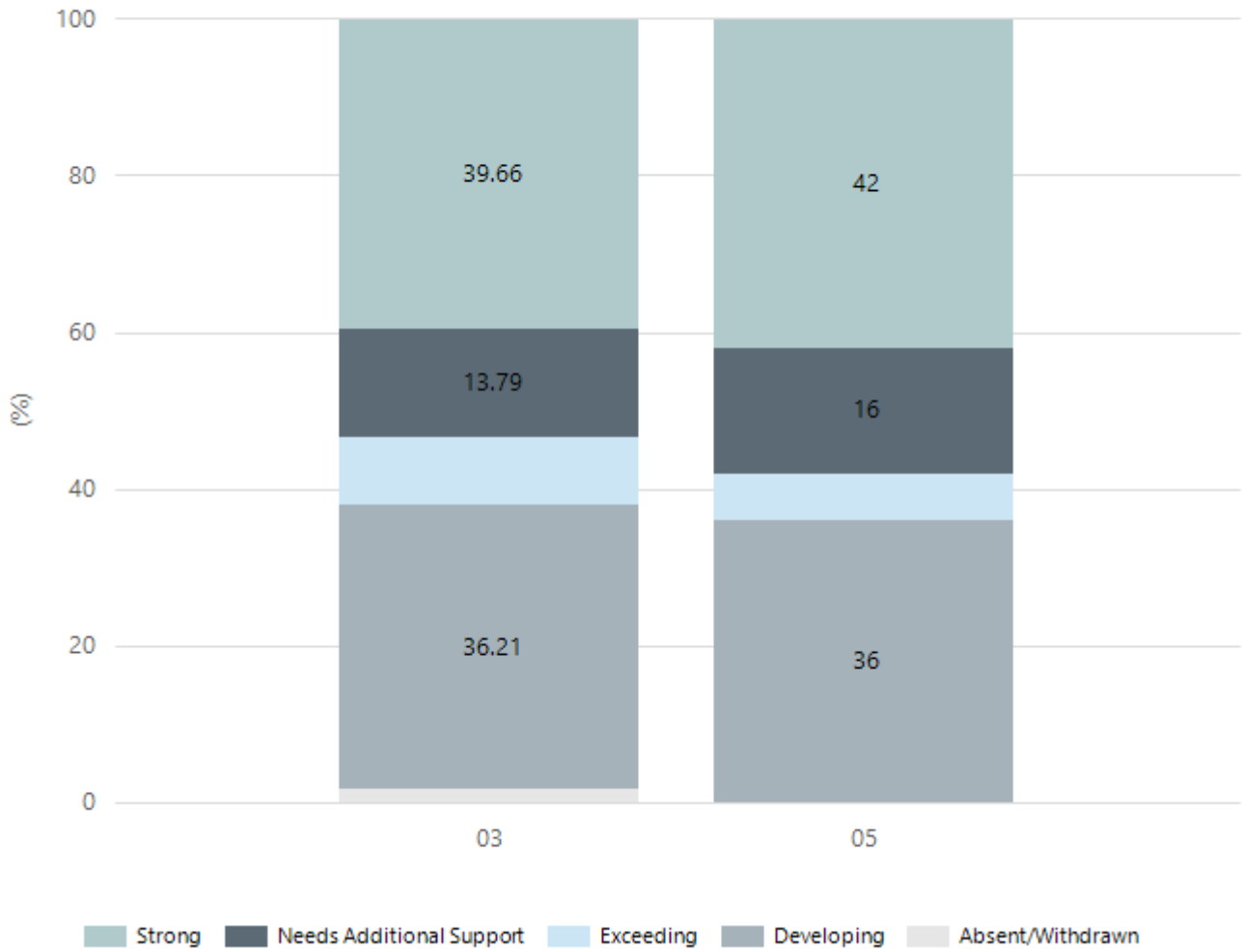
## Writing



Year Level	03	05
Exceeding	2	3
Strong	39	20
Needs Additional Support	3	8
Absent/Withdrawn	1	
Developing	13	19
Total	58	50

Data Source: Department for Education Assessment Data Holdings, 2023. When there are less than six students in a cohort, no data is supplied.

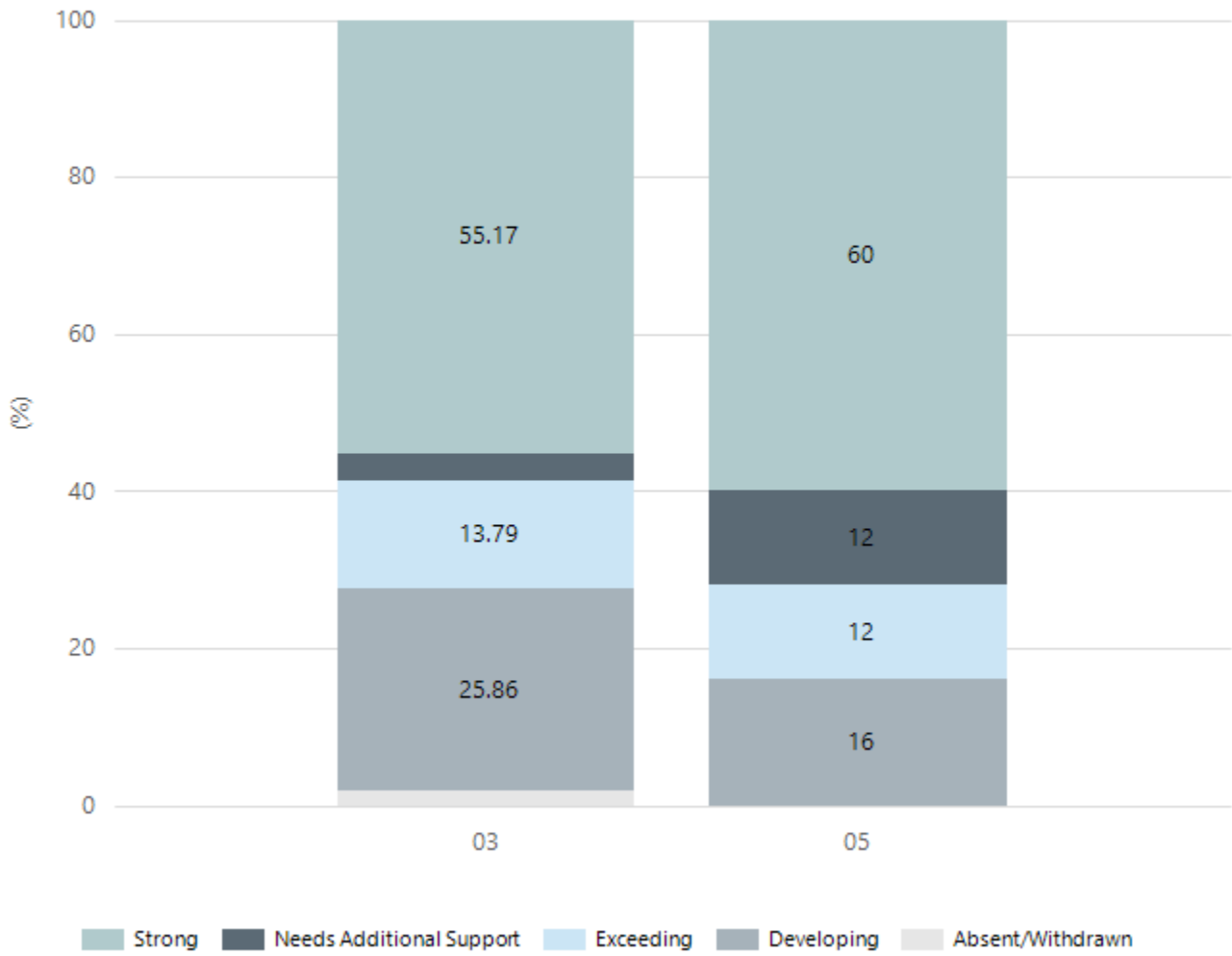
## Grammar



Year Level	03	05
Strong	23	21
Needs Additional Support	8	8
Absent/Withdrawn	1	
Exceeding	5	3
Developing	21	18
Total	58	50

Data Source: Department for Education Assessment Data Holdings, 2023. When there are less than six students in a cohort, no data is supplied.

## Spelling



Year Level	03	05
Strong	32	30
Needs Additional Support	2	6
Absent/Withdrawn	1	
Exceeding	8	6
Developing	15	8
Total	58	50

Data Source: Department for Education Assessment Data Holdings, 2023. When there are less than six students in a cohort, no data is supplied.

## School Attendance

Year Level	2021	2022	2023
Reception	88.4%	84.2%	87.7%
Year 01	91.7%	84.7%	86.2%
Year 02	93.2%	87.4%	87.5%
Year 03	91.8%	88.8%	92.7%
Year 04	91.7%	86.3%	89.8%
Year 05	89.1%	87.0%	87.7%
Year 06	89.4%	86.4%	88.9%
Year 07	90.4%		
Primary Other			100.0%
Total	90.7%	86.4%	90.1%

Data Source: Department for Education Attendance Data, Semester 1 Report 2023. A blank cell indicates there were no students enrolled. 'Primary Other' includes students enrolled in specialised education options. 'Secondary Other' includes students who have already spent a year at Year 12 and elected to undertake further study at Year 12.

## Attendance Comment

In South Australia, all children and young people must be in school from 6 years to 16 years old. They must attend a government or non-government school full time. From age 16 to 17 however, young people must attend school or an approved learning program (such as an apprenticeship, traineeship, accredited course or university). Schools and parents must encourage and support students to come to school every day. Parents and caregivers must make sure their child is enrolled in a school, and attends school all day and everyday it is open, unless a child is sick or has an approved exemption. Teachers and leaders actively follow up when a student misses school, including recording all absences and non-attendance. All schools in South Australia have local attendance procedures governed under the Education and Children's Services Regulations 2020.



# Parent Opinion Survey Results

Proportion of agree/strongly agree response(%)

2021 2022 2023



Data Source: 2023 Department for Education Parent Opinions Survey, Term 3 2023.

## Intended Destination

Leave Reason	Number	%
NG - ATTENDING NON-GOV SCHOOL IN SA	1	9.0%
QL - LEFT SA FOR QLD	1	9.0%
TG - TRANSFERRED TO SA GOVERNMENT SCHOOL	9	82.0%

Data Source: Department for Education Destination Data Report, 2023. Data extract term 3 2023. Data shows recorded destinations for students that left the school in the previous year. Data is uploaded by schools in term 3 and may not reflect final or total figures at time of report creation.

# Highest Qualifications held by the teaching workforce and workforce composition

All teachers at this school are qualified and registered with the SA Teachers Registration Board.

Qualification Level	Number of Qualifications
Bachelor's degrees or Diplomas	27
Postgraduate Qualifications	7

Data Source: Data extracted from Mandatory Workforce Information Collections as on the last pay date of June 2023. As self-reported by staff in the system.

Please note: Data includes staff who are Actively employed and on extended paid leave. Please note only the highest qualification of the Teaching staff is reported. Excludes any number of other certifications earned.

## Workforce composition including indigenous staff

	Teaching Staff		Non-Teaching Staff	
	Indigenous	Non-Indigenous	Indigenous	Non-Indigenous
Full-Time Equivalents	1.0	30.7	0.7	10.6
Persons	1.0	33.0	1.0	16.0

Data Source: Data extracted from Mandatory Workforce Information Collection as on the last pay date of June 2023.

Please note: Data includes staff who are actively employed and on extended paid leave. "Indigenous category" is self-reported by staff in the system.

## Financial Statement

Funding Source	Amount
Grants: State	\$ 5251449.38
Grants: Commonwealth	\$ 38000.00
Parent Contributions	\$ 110562.84
Fund Raising	\$ 13137.67
Other	\$ 52333.54

Data Source: School supplied data.